

A Mask-based Output Layer for Multi-level Hierarchical Classification

Tanya Boone-Sifuentes
Deakin University
Geelong, VIC, Australia
tboonesifuentes@deakin.edu.au

Mohamed Reda Bouadjenek*
Deakin University
Geelong, VIC, Australia
reda.bouadjenek@deakin.edu.au

Imran Razzak
University of New South Wales
Sydney, NSW, Australia
imran.razzak@unsw.edu.au

Hakim Hacid
Technology Innovation Institute
Abu Dhabi, UAE
hakim.hacid@tii.ae

Asef Nazari
Deakin University
Geelong, VIC, Australia
asef.nazari@deakin.edu.au

ABSTRACT

This paper proposes a novel mask-based output layer for multi-level hierarchical classification, addressing the limitations of existing methods which (i) often do not embed the taxonomy structure being used, (ii) use a complex backbone neural network with n disjoint output layers that do not constraint each other, (iii) may output predictions that are often inconsistent with the taxonomy in place, and (iv) have often a fixed value of n . Specifically, we propose a model agnostic output layer that embeds the taxonomy and that can be combined with any model. Our proposed output layer implements a top-down divide-and-conquer strategy through a masking mechanism to enforce that predictions comply with the embedded hierarchy structure. Focusing on image classification, we evaluate the performance of our proposed output layer on three different datasets, each with a three-level hierarchical structure. Experiments on these datasets show that our proposed mask-based output layer allows to improve several multi-level hierarchical classification models using various performance metrics.

CCS CONCEPTS

• **Computing methodologies** → **Supervised learning by classification**.

KEYWORDS

Hierarchical Classification, CNN, Deep Learning.

ACM Reference Format:

Tanya Boone-Sifuentes, Mohamed Reda Bouadjenek, Imran Razzak, Hakim Hacid, and Asef Nazari. 2022. A Mask-based Output Layer for Multi-level Hierarchical Classification. In *Proceedings of the 31st ACM International Conference on Information and Knowledge Management (CIKM '22)*, October 17–21, 2022, Atlanta, GA, USA. ACM, New York, NY, USA, 5 pages. <https://doi.org/10.1145/3511808.3557534>

*Corresponding author.

Permission to make digital or hard copies of all or part of this work for personal or classroom use is granted without fee provided that copies are not made or distributed for profit or commercial advantage and that copies bear this notice and the full citation on the first page. Copyrights for components of this work owned by others than ACM must be honored. Abstracting with credit is permitted. To copy otherwise, or republish, to post on servers or to redistribute to lists, requires prior specific permission and/or a fee. Request permissions from permissions@acm.org.
CIKM '22, October 17–21, 2022, Atlanta, GA, USA

© 2022 Association for Computing Machinery.
ACM ISBN 978-1-4503-9236-5/22/10...\$15.00
<https://doi.org/10.1145/3511808.3557534>

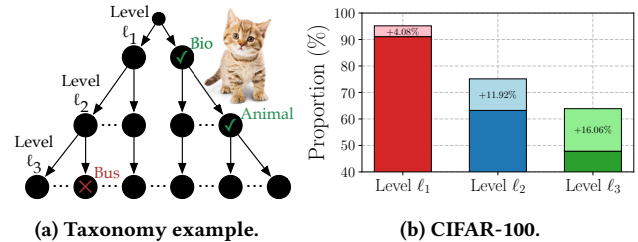


Figure 1: (a) An image of a “Cat” classified by 3 independent classifiers as a “Bio organism”, an “Animal”, and incorrectly as a “Bus” for the CIFAR-100 dataset discussed in Section 3.1. The two correctly identified classes for ℓ_1 and ℓ_2 could have helped to identify the correct class for ℓ_3 . (b) Proportion of correctly classified images for each level of our taxonomy of the CIFAR-100 dataset, and the proportion of images incorrectly classified but for which the other levels in the taxonomy were correctly identified. This shows the potential benefit of a multi-level hierarchical classifier.

1 INTRODUCTION

Multi-level Hierarchical Classification (MLHC) is a specific classification task, which addresses the problem of classifying items into a multi-level hierarchy structure of classes [1–7]. MLHC has attracted a lot of attention over the past few years, mainly because many real-world applications and services now use a hierarchical structure to organize their data, e.g., online retailers such as Amazon, Wikipedia, DMOZ, etc.

To illustrate and assess the benefit of an MLHC, we refer to Figure 1, which shows (1a) an example of an image classified by a 3 independent classifiers, and (1b) the proportion of correctly classified images for each level of our taxonomy of the CIFAR-100 dataset, as well as the proportion of images incorrectly classified but for which the other levels in the taxonomy were correctly identified. There are a few important observations here: (i) First, an MLHC allows to structure large amounts of information using a hierarchical taxonomy, which can be convenient as it allows to describe relations between classes by mean of the “subclass-of” notion. (ii) Second, from the example shown in Figure 1a, if we could tell to the last classification layer that the image is a “Bio organism” and an “Animal”, we could help it to identify the correct class in ℓ_3 – or at least being consistent by selecting a subclass-of “Animal”.

Finally, (iii) the results presented in Figure 1b show that 4.08% of images incorrectly classified by ℓ_1 were correctly classified by ℓ_2 or ℓ_3 , 11.92% of images incorrectly classified by ℓ_2 were correctly classified by ℓ_1 or ℓ_3 , and 16.06% of images incorrectly classified by ℓ_3 were correctly classified by ℓ_1 or ℓ_2 . This shows and motivates the potential benefit of an MLHC that embeds the taxonomy structure with a top-down or a bottom-up classification approach.

There have been several methods proposed for MLHC, and they can be categorized according to how the hierarchical structure is explored [4, 8, 9]. In particular, we distinguish: (i) the *flat classification approach* [10, 11], consisting of completely ignoring the class hierarchy, typically predicting only classes at the leaf nodes and considering that all its ancestor classes are also implicitly assigned to that instance; (ii) the *local classification approach* [12–14], where for each parent node in the class hierarchy, a multi-class classifier is trained to distinguish between its child nodes; and (iii) the *global classification approach* [9, 15–25], where a single classifier dealing with the entire class hierarchy structure is used. In this paper, we argue that *flat classification approaches* are inefficient as they do not take into account the taxonomy structure during the training stage, thus, resulting in very low *Hierarchical Evaluation Metric* values as shown in Section 3.2 – aberrant predictions are also obtained as for example the image in Figure 1a would be hierarchically classified as “Bus”, “Automotive”, and “Object”. Moreover, we also argue that *local classification approaches* are not applicable, as they require n networks to be trained and maintained, which can be tedious in practice. Therefore, in our work we opt and favor *global classification approaches* as they overcome the above constraints. However, we claim that existing *global classification approaches* here still suffer from several drawbacks as they: (i) do not “naturally” embed the taxonomy structure used, (ii) use a complex backbone neural network with n disjoint output layers that do not constraint each other, (iii) may output predictions that are inconsistent with the taxonomy in place, and (vi) have often a fixed value of n , which means that they lack flexibility as they need substantial changes for a different value of n .

This paper addresses these deficiencies by proposing a novel mask-based output layer for MLHC (*Mask-MLHC*). Specifically, we propose a model agnostic output layer that embeds the taxonomy and that can be combined with any model. Our proposed output layer implements a top-down divide-and-conquer strategy through a masking mechanism to enforce that predictions comply with the embedded hierarchy structure. Focusing on image classification, we evaluate the performance of our method on three different datasets including CIFAR-100 [26], Caltech BIRDS-210-2011 [27], and Stanford Cars [28], each with a three-level hierarchical structure. Experiments on these datasets show that our proposed mask-based output layer allows to improve several MLHC models.

2 METHODOLOGY

This section presents formally the MLHC problem, and then introduces our mask-based output layer to address it.

2.1 Notation and the MLHC problem

Classification: Most classification problems in the literature involve flat classification, where each example is assigned to a class

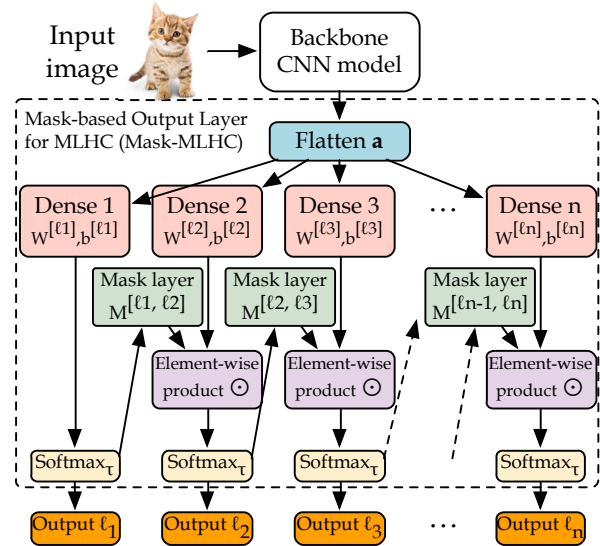


Figure 2: Overview of the Mask-based Output Layer.

out of a finite set of flat classes. Formally, given a dataset $\mathcal{D} = \{(\mathbf{x}^{(1)}, y^{(1)}), (\mathbf{x}^{(2)}, y^{(2)}), \dots, (\mathbf{x}^{(m)}, y^{(m)})\}$ with m instances, where each $\mathbf{x}^{(i)} \in \mathbb{X} \subset \mathbb{R}^n$ is an n -dimensional input feature vector of the instance i and $y^{(i)} \in \mathcal{Y} = \{y_1, y_2, \dots, y_k\}$ represents its class, a classification algorithm must learn a mapping function $f: \mathbb{X} \rightarrow \mathcal{Y}$, which assigns to each feature vector $\mathbf{x}^{(i)}$ its correct class $y^{(i)}$.

Hierarchical classification: In contrast to *flat classification* in which classes are considered unrelated, in a hierarchical classification problem classes are organized in a taxonomy. The taxonomy is often organized as a tree, where classes have a single parent each, or a directed acyclic graph (DAG), where classes can have multiple parents. Given a set of classes \mathcal{Y} , Wu et al. [29] defined a taxonomy as a pair $(\mathcal{Y}, <)$, where $<$ is the “subclass-of” relationship with the following properties [8, 29]: (i) asymmetry ($\forall y_i, y_j \in \mathcal{Y}$, if $y_i < y_j$ then $y_j \not< y_i$), (ii) anti-reflexivity ($\forall y_i \in \mathcal{Y}$, $y_i \not< y_i$), and (iii) transitivity ($\forall y_i, y_j, y_k \in \mathcal{Y}$, $y_i < y_j$ and $y_j < y_k$ implies $y_i < y_k$).

In this paper, we consider only *tree* taxonomies, which are organized with a hierarchy structure of n levels ℓ_i , such that $\ell_i \subset \mathcal{Y}$, $\ell_1 \cup \ell_2 \dots \cup \ell_n = \mathcal{Y}$, $\forall y_j \in \ell_1, y_i < \emptyset$, and $\forall y_j \in \ell_{i+1}, \exists! y_k \in \ell_i$ s.t. $y_j < y_k$ for $i \geq 1$ (see Figure 1a for a three-level taxonomy). Finally, we encode the relationship between two successive levels ℓ_i and ℓ_{i+1} in a taxonomy using an $|\ell_i| \times |\ell_{i+1}|$ matrix $M^{[\ell_i, \ell_{i+1}]}$, where the binary value $M_{y_k, y_j}^{[\ell_i, \ell_{i+1}]} \in \{0(y_j \not< y_k), 1(y_j < y_k)\}$, with $y_k \in \ell_i$ and $y_j \in \ell_{i+1}$.

Problem definition: The multi-level hierarchical classification problem we study in this paper is then defined as learning a mapping function $f: \mathbb{X} \rightarrow \mathcal{Y}$, which assigns to each feature vector $\mathbf{x}^{(i)}$ a prediction vector $\mathbf{y}^{(i)} = \{y^{[\ell_1]}, y^{[\ell_2]}, \dots, y^{[\ell_n]}\}$ such that $y^{[\ell_i]} \in \ell_i$ is the class that f assigns for each level ℓ_i .

2.2 Proposed Mask-MLHC output layer

Figure 2 shows an overview of the architecture of our Mask-based Output Layer for MLHC. As mentioned previously, the proposed output layer uses a masking mechanism to enforce that predictions comply with the hierarchy structure; thus, it embeds all matrices

$M^{[\ell_i, \ell_{i+1}]}$, $i \in \{1, \dots, n\}$ that encode the taxonomy. First, the layer computes an embedding for every level of the taxonomy as follows:

$$\mathbf{z}^{[\ell_i]} = W^{[\ell_i]} \times \mathbf{a} + b^{[\ell_i]} \quad (1)$$

where \mathbf{a} is the embedding of the input, and $W^{[\ell_i]}$, $b^{[\ell_i]}$ are parameters learnt during training that are associated with every level ℓ_i of the taxonomy. Because the layer implements a top-down strategy, the prediction at ℓ_1 is obtained using a simple temperature softmax on its embedding as follows: $\hat{\mathbf{y}}^{[\ell_1]} = \text{softmax}_\tau(\mathbf{z}^{[\ell_1]})$, where τ is the temperature parameter that has to be tuned. Next, for each remaining level, a mask is first computed to enforce that the prediction complies with the taxonomy (i.e., $\hat{\mathbf{y}}^{[\ell_{i+1}]} < \hat{\mathbf{y}}^{[\ell_i]}$) by projecting predictions of the upper level as follows:

$$\mathbf{m}^{[\ell_{i+1}]} = \hat{\mathbf{y}}^{[\ell_i]} \times M^{[\ell_i, \ell_{i+1}]} \quad (2)$$

Then, each mask is applied using a simple Hadamard product on the embedding to enforce that $\hat{\mathbf{y}}^{[\ell_{i+1}]} < \hat{\mathbf{y}}^{[\ell_i]}$:

$$\hat{\mathbf{y}}^{[\ell_{i+1}]} = \text{softmax}_\tau(\mathbf{z}^{[\ell_{i+1}]} \circ \mathbf{m}^{[\ell_{i+1}]}) \quad (3)$$

Masks and predictions in Equations 2 and 3 respectively are computed sequentially from $i = 2$ to n . The model is trained by minimizing the following objective function:

$$\frac{1}{m} \sum_{j=1}^m \sum_{i=1}^n \left[\pi^{[\ell_i]} \times \mathcal{L}(\hat{\mathbf{y}}^{(j)[\ell_i]}, \mathbf{y}^{(j)[\ell_i]}) \right] \quad (4)$$

where $\mathcal{L}(\bullet, \bullet)$ denotes the cross-entropy function and $\pi^{[\ell_i]}$ are hyperparameters that need to be tuned to calibrate the relative importance of the objectives. The loss function takes all levels' loss into account to make sure the structure prior can play a role of internal guide to the whole model and make it easier to flow the gradients back to all layers.

3 EXPERIMENTAL EVALUATION

In this section, we first describe the experimental setup we have used in our evaluation before discussing the obtained results.

3.1 Experimental setup

Datasets: Our experiments are performed on three different image datasets: CIFAR-100 [26], Stanford Cars [28], and Caltech-UCSD Birds-200-2011 (CUB-200-2011) [27]. Hyperparameters are tuned on validation sets obtained by splitting the test sets. The CIFAR-100 is a 2-level hierarchy dataset to which we have added a third level at the top: "Object" and "Bio Organism". For the Stanford Cars and CUB-200-2011 we have used the hierarchy structure provided by [21]. Detailed statistics of the datasets are provided in Table 1.

Baseline models: Our mask-based output layer for MLHC (*Mask-MLHC*) is combined with the following baseline models:

- (1) *n*-**nets**: *n* independent networks for each hierarchy level.
- (2) *n*-**outs**: a single network with *n* output layers.
- (3) **B-CNN**: Branch-CNN described in [22].
- (4) **B-CNN_v2**: a variant of B-CNN, which takes the ReLU activation of every branch output and uses them as the input of the next Fully-Connected layer.
- (5) **Bi-CNN**: Bilinear-CNN described in [30].
- (6) **MLPH**: Multi-linear Pooling with Hierarchy described in [21].

Table 1: Description of datasets.

Dataset	CIFAR-100	Stanford Cars	CUB-200-2011
Statistics			
Training set	50,000	8,144	5,944
Validation set	5,000	4,020	3,000
Test set	5,000	4,021	2,071
#classes	100	196	200
Taxonomy			
#classes ℓ_1	2	13	39
#classes ℓ_2	20	113	123
#classes ℓ_3	100	196	200

In addition, we use a flat classification approach as a baseline for comparison. We recall that it consists of completely ignoring the class hierarchy, typically predicting only classes at the leaf nodes. It provides an indirect solution to the problem of hierarchical classification, because, when a leaf class is assigned to an example, one can consider that all its ancestor classes are also implicitly assigned to that instance.

Metrics: Commonly used measures of Precision, Recall, F1-Score, and Accuracy are not appropriate for Hierarchical Classification, because they do not take into account the relations that exist between classes. Hence, we report our results using the following hierarchical metrics: (i) *Hierarchical F1-Score* [1], which is a variant of F1-Score that uses the hierarchy, (ii) *Exact Match*, which measures the percentage of predictions that match exactly the ground truth for all levels of the hierarchy, and (iii) *Consistency*, which estimates the proportion of test examples that are consistent with the hierarchy structure, regardless the ground truth. Finally, we also use (vi) *Accuracy@ ℓ_3* to estimate the impact of our top-down mask-based output layer on the last level of the taxonomy.

Implementation details¹: All models used in our experiments are based on the VGG19 [31] backbone neural network pretrained on ImageNet [32]. For CIFAR-100 we used an image size of 32x32 and for the other datasets an image size of 64x64. Finally, a batch size of 128 was used and Adam Optimizer [33] with a learning rate of 1e-4 that uses a decay factor on plateau of 0.1. For the loss function we used an equal weights for all $\pi^{[\ell_i]}$.

3.2 Results

Performance: Figure 3 shows the effect of our mask-based output layer on each model described above, and the performance obtained by the flat classifier as a baseline. From the obtained results we make the following key observations:

- (1) Our mask-based output layer allows to improve all models for almost all metrics and almost all datasets.
- (2) Almost all methods outperform the flat classifier baseline, which indicate that although it is an intuitive approach, it does not provide good performance, thus the need to develop specific MLHC methods.
- (3) B-CNN is the model for which we notice the highest improvement for all metrics and all datasets.
- (4) On the CUB-200-2011 and Stanford Cars datasets our output layer allowed the highest improvement of the models analyzed compared to the flat classifier Baseline.

¹Code repository: <https://github.com/rbouadjenek/Mask-MLHC>

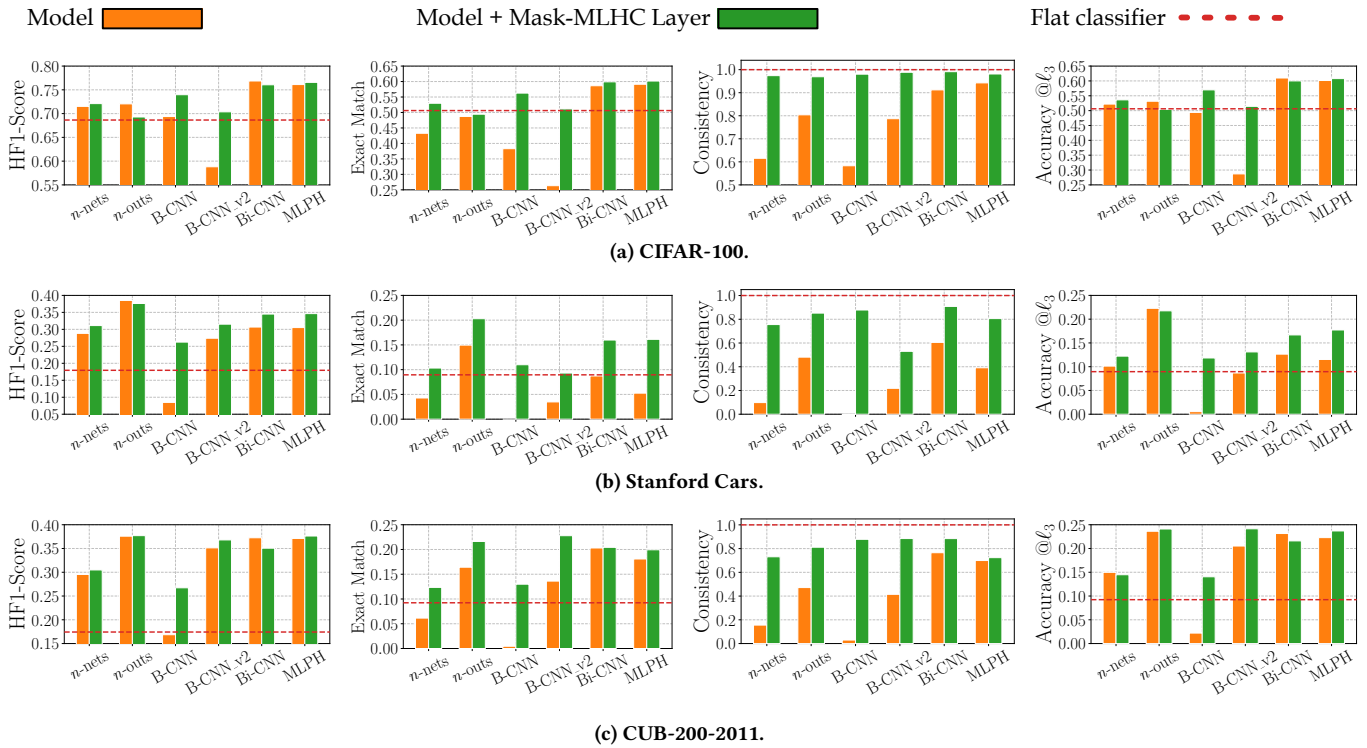


Figure 3: Performance comparison.

- (5) Stanford Cars is the dataset that benefited the most from our mask-based output layer.
- (6) Our mask-based output layer provides a huge improvement in terms of consistency, thus providing more reliable predictions compared to all other methods (except the flat classifier, which provides always consistent predictions as it uses directly the taxonomy for inferring ancestors).

In conclusion, we observe that our mask-based output layer offers a good trade-off between performance metrics and consistency, hence, combining both validity and reliability for MLHC. Also, we observe that there is a clear discrepancy between the results obtained on CIFAR-100 dataset and on the CUB-200-2011 dataset, which we analyse in the next section.

Task complexity analysis: We analyse the discrepancy observed between the results obtained on the CIFAR-100 dataset on one side and on the Stanford Cars/CUB-200-2011 datasets on the other side, which we explain by the complexity of the task. Hence, we compare n -nets with our masked-based output layer against the flat classifier baseline on the CUB-200-2011 dataset, while varying the complexity of the task by varying the number of classes in ℓ_1 .

The obtained results are shown in Figure 4, from which we observe that for a hard task (> 20 classes for ℓ_1), our method substantially outperforms the flat classifier, whereas for an easy task (< 10 classes for ℓ_1), the flat classifier substantially outperforms our method. Hence, we simply conclude that for complex tasks such as the Stanford Cars classification or the CUB-2010-2011 classification, our method allows a substantial improvement, whereas for a simple task such as the CIFAR-100 classification problem, a flat classifier is enough to achieve high MLHC performance.

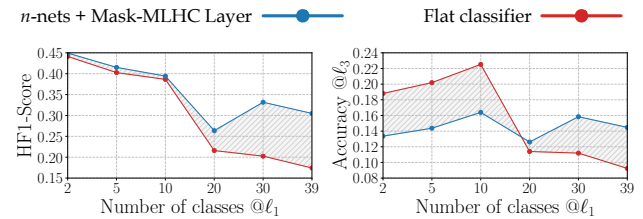


Figure 4: Task complexity analysis.

4 CONCLUSION AND FUTURE WORK

We introduced in this paper a new mask-based output layer for multi-level hierarchical classification, which embeds the taxonomy structure and that can be combined with any model. Our proposed output layer implements a top-down divide-and-conquer strategy through a masking mechanism to enforce that predictions comply with the embedded hierarchy structure. Focusing on image classification, we presented a thorough experimental evaluation of the performance of our method on three different datasets, including CIFAR-100, Caltech BIRDS-200-2011, and Stanford Cars, each with a three-level hierarchical structure. Experiments on these datasets show that our proposed mask-based output layer allows to improve several multi-level hierarchical classification models on various performance metrics. Future work includes testing our method on deeper hierarchical datasets [34], investigating a new loss function specifically designed for MLHC, combining a bottom-up approach, exploring the attention mechanism for improving the mask mechanism, and investigating MLHC for clustering in IR [35, 36], medical images [37, 38], and other health related applications [39, 40].

REFERENCES

- [1] Aris Kosmopoulos, Ioannis Partalas, Eric Gaussier, Georgios Paliouras, and Ion Androutsopoulos. Evaluation measures for hierarchical classification: a unified view and novel approaches. *Data Mining and Knowledge Discovery*, 29(3):820–865, 2015.
- [2] A. Kosmopoulos, E. Gaussier, G. Paliouras, and S. Aseervatham. The ecir 2010 large scale hierarchical classification workshop. *SIGIR Forum*, 44(1):23–32, aug 2010.
- [3] Eduardo Costa, Ana Lorena, ACPLF Carvalho, and Alex Freitas. A review of performance evaluation measures for hierarchical classifiers. In *Evaluation methods for machine learning II: Papers from the AAAI-2007 workshop*, pages 1–6, 2007.
- [4] Alex Freitas and André Carvalho. A tutorial on hierarchical classification with applications in bioinformatics. *Research and trends in data mining technologies and applications*, pages 175–208, 2007.
- [5] Aixin Sun, Ee-Peng Lim, and Wee-Keong Ng. Performance measurement framework for hierarchical text classification. *Journal of the American Society for Information Science and Technology*, 54(11):1014–1028, 2003.
- [6] Aixin Sun, Ee-Peng Lim, and Wee-Keong Ng. Hierarchical text classification methods and their specification. In *Cooperative internet computing*, pages 236–256. Springer, 2003.
- [7] Huzefa Rangwala and Azad Naik. Large scale hierarchical classification: foundations, algorithms and applications. In *The European conference on machine learning and principles and practice of knowledge discovery in databases*, 2017.
- [8] Carlos N Silla and Alex A Freitas. A survey of hierarchical classification across different application domains. *Data Mining and Knowledge Discovery*, 22(1):31–72, 2011.
- [9] Aixin Sun and Ee-Peng Lim. Hierarchical text classification and evaluation. In *Proceedings 2001 IEEE International Conference on Data Mining*, pages 521–528, 2001.
- [10] Susan Dumais and Hao Chen. Hierarchical classification of web content. In *Proceedings of the 23rd Annual International ACM SIGIR Conference on Research and Development in Information Retrieval*, SIGIR '00, page 256–263, New York, NY, USA, 2000. Association for Computing Machinery.
- [11] Jayme Garcia sArnal Barbedo and Amauri Lopes. Automatic genre classification of musical signals. *EURASIP Journal on Advances in Signal Processing*, 2007:1–12, 2006.
- [12] Daphne Koller and Mehran Sahami. Hierarchically classifying documents using very few words. In *Proceedings of the Fourteenth International Conference on Machine Learning*, ICML '97, page 170–178, San Francisco, CA, USA, 1997. Morgan Kaufmann Publishers Inc.
- [13] Andrew McCallum, Ronald Rosenfeld, Tom M. Mitchell, and Andrew Y. Ng. Improving text classification by shrinkage in a hierarchy of classes. In *Proceedings of the Fifteenth International Conference on Machine Learning*, ICML '98, page 359–367, San Francisco, CA, USA, 1998. Morgan Kaufmann Publishers Inc.
- [14] Andrew D Secker, Matthew N Davies, Alex A Freitas, Jon Timmis, Miguel Mendao, and Darren R Flower. An experimental comparison of classification algorithms for hierarchical prediction of protein function. *Expert Update (Magazine of the British Computer Society's Specialist Group on AI)*, 9(3):17–22, 2007.
- [15] M. M. Zloof. *Query by Example: Operations in Hierarchical Databases*. microfiche, 1975.
- [16] W. Dickson. Feature grouping in a hierarchical probabilistic network. *Image and Vision Computing*, 9(1):51–57, 1991.
- [17] S. Rizzi. Genetic operators for hierarchical graph clustering. *Pattern Recognition Letters*, 19:1293–1300, 1998.
- [18] L. Fei-Fei and P. Perona. A bayesian hierarchical model for learning natural scene categories. In *Comp. Vision and Pattern Recognition*, pages II:524–531, 2005.
- [19] L. Khan, M. Awad, and B. Thuraisingham. A new intrusion detection system using support vector machines and hierarchical clustering. *The International Journal on Very Large Data Bases*, 16(4):507–521, 2007.
- [20] Y. Ioannou, D. P. Robertson, R. Cipolla, and A. Criminisi. Deep roots: Improving cnn efficiency with hierarchical filter groups. *Computer Vision and Pattern Recognition*, pages 5977–5986, 2016.
- [21] Yuqi Huo, Yao Lu, Yulei Niu, Zhiwu Lu, and Ji-Rong Wen. Coarse-to-fine grained classification. In *Proceedings of the 42nd International ACM SIGIR Conference on Research and Development in Information Retrieval*, SIGIR '19, page 1033–1036, New York, NY, USA, 2019. Association for Computing Machinery.
- [22] Xinqi Zhu and Michael Bain. B-cnn: branch convolutional neural network for hierarchical classification. *arXiv preprint arXiv:1709.09890*, 2017.
- [23] Zhicheng Yan, Hao Zhang, Robinson Piramuthu, Vignesh Jagadeesh, Dennis DeCoste, Wei Di, and Yizhou Yu. Hd-cnn: Hierarchical deep convolutional neural networks for large scale visual recognition. In *Proceedings of the IEEE International Conference on Computer Vision (ICCV)*, December 2015.
- [24] Min Lin, Qiang Chen, and Shuicheng Yan. Network in network. In Yoshua Bengio and Yann LeCun, editors, *2nd International Conference on Learning Representations, ICLR 2014, Banff, AB, Canada, April 14–16, 2014, Conference Track Proceedings*, 2014.
- [25] Yanming Guo, Yu Liu, Erwin M Bakker, Yuanhao Guo, and Michael S Lew. Cnn-rnn: a large-scale hierarchical image classification framework. *Multimedia tools and applications*, 77(8):10251–10271, 2018.
- [26] Alex Krizhevsky, Geoffrey Hinton, et al. Learning multiple layers of features from tiny images. 2009.
- [27] Catherine Wah, Steve Branson, Peter Welinder, Pietro Perona, and Serge Belongie. The caltech-ucsd birds-200-2011 dataset. 2011.
- [28] Jonathan Krause, Michael Stark, Jia Deng, and Li Fei-Fei. 3d object representations for fine-grained categorization. In *4th International IEEE Workshop on 3D Representation and Recognition (3DRR-13)*, Sydney, Australia, 2013.
- [29] Feihong Wu, Jun Zhang, and Vasant Honavar. Learning classifiers using hierarchically structured class taxonomies. In *International symposium on abstraction, reformulation, and approximation*, pages 313–320. Springer, 2005.
- [30] Tsung-Yu Lin, Aruni RoyChowdhury, and Subhransu Maji. Bilinear cnn models for fine-grained visual recognition. In *Proceedings of the IEEE international conference on computer vision*, pages 1449–1457, 2015.
- [31] Karen Simonyan and Andrew Zisserman. Very deep convolutional networks for large-scale image recognition. *arXiv preprint arXiv:1409.1556*, 2014.
- [32] Jia Deng, Wei Dong, Richard Socher, Li-Jia Li, Kai Li, and Li Fei-Fei. Imagenet: A large-scale hierarchical image database. In *2009 IEEE conference on computer vision and pattern recognition*, pages 248–255. Ieee, 2009.
- [33] Diederik P Kingma and Jimmy Ba. Adam: A method for stochastic optimization. *arXiv preprint arXiv:1412.6980*, 2014.
- [34] Tanya Boone-Sifuentes, Asef Nazari, Imran Razzak, Mohamed Reda Bouadjeneq, Antonio Robles-Kelly, Daniel Ierodiaconou, and Elizabeth S. Oh. Marine-tree: A Large-scale Hierarchically Annotated Dataset for Marine Organism Classification. In *Proceedings of the 31th ACM International Conference on Information & Knowledge Management*, CIKM '22, New York, NY, USA, 2022. Association for Computing Machinery.
- [35] Mohamed Reda Bouadjeneq, Scott Sanner, and Yihao Du. Relevance- and interface-driven clustering for visual information retrieval. *Information Systems*, 94:101592, 2020.
- [36] Mohamed Reda Bouadjeneq and Scott Sanner. Relevance-Driven Clustering for Visual Information Retrieval on Twitter. In *Proceedings of the 2019 Conference on Human Information Interaction and Retrieval*, CHIIR '19, page 349–353, New York, NY, USA, 2019. Association for Computing Machinery.
- [37] Imran Razzak, Saeeda Naz, Abida Ashraf, Fahmi Khalifa, Mohamed Reda Bouadjeneq, and Shahid Mumtaz. Multiresolutional ensemble partialnet for alzheimer detection using magnetic resonance imaging data. *International Journal of Intelligent Systems*, 37(10):6613–6630, 2022.
- [38] Abdul Qayyum, Mona Mazhar, Imran Razzak, and Mohamed Reda Bouadjeneq. Multilevel depth-wise context attention network with atrous mechanism for segmentation of covid19 affected regions. *Neural Computing and Applications*, pages 1–13, 2021.
- [39] Mohamed Reda Bouadjeneq, Karin Verspoor, and Justin Zobel. Literature consistency of bioinformatics sequence databases is effective for assessing record quality. *Database*, 2017, 03 2017. bax021.
- [40] Mohamed Reda Bouadjeneq and Karin Verspoor. Multi-field query expansion is effective for biomedical dataset retrieval. *Database*, 2017, 09 2017. bax062.